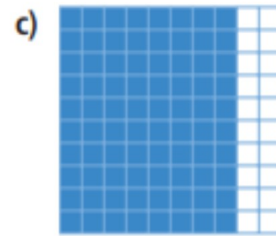
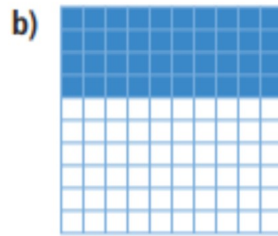
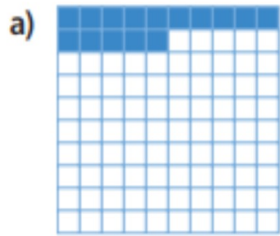


1. What percent of each hundred chart is shaded?

Write each percent as a fraction and as a decimal.



2. Write each percent as a fraction and a decimal.

Sketch number lines to show how the numbers are related.

a) 2%

b) 9%

c) 28%

d) 95%

3. Write each fraction as a decimal and a percent.

a) $\frac{2}{10}$

b) $\frac{3}{50}$

c) $\frac{4}{25}$

d) $\frac{13}{20}$

e) $\frac{4}{5}$

4. Fred had 8 out of 10 on a test. Janet had 82% on the test.
Who did better? How do you know?

